

Ramsey Granuflow DTR 131 and DTR 231 Flow/No-Flow Detectors

Reliable, Non-Invasive, Microwave-Based
Flow Detectors for All Types of Bulk Solids

The Ramsey Granuflow DTR 131 and DTR 231 Flow/No-Flow Detectors are low-cost, non-invasive, microwave-based instruments that detect and monitor flow/no-flow conditions of bulk solids in pipelines, ducts and air-slides, as well as at transfer points of chutes, conveyor belts and bucket elevators. The real-time flow information they generate allows you to monitor processes closely and leads to increased reliability, higher quality end product, reduced downtime and fewer hazards to jeopardize operators and equipment.



The Ramsey Granuflow DTR 131 and DTR 231 Flow/No-Flow Detectors from Thermo Electron Corporation are low-cost, non-invasive, microwave-based instruments that detect and monitor flow/no-flow conditions of bulk solids in pipelines, ducts and air-slides, as well as at transfer points of chutes, conveyor belts and bucket elevators. Used for automation purposes, they efficiently optimize the use of machinery and energy by switching process equipment on or off as required. The Ramsey Granuflow DTR131 and DTR 231 have no moving mechanical parts, which eliminates wear and makes the instruments maintenance-free and trouble-free.

Principle of Operation

The Ramsey Granuflow DTR 131 and DTR 231 utilize the Doppler Effect. They measure the difference between emitted and reflected microwave frequencies. Their electronics emit a signal that is reflected by moving material. When the material is in motion, the returned signal is either higher or lower in frequency than the transmitted signal. No motion is present if the returned signal is the same frequency as the transmitted signal. Changes in the received microwave energy, due to things such as build-up in front of the antenna, do not affect flow/no-flow detection.

These detectors produce microwave energy at a level of 0.15 mW/cm² (measured at the antenna horn), which is a much lower level than the international safety standard of 10 mW/cm². They are certified to FCC-15F.

Detection Through Walls

Microwaves can penetrate non-conductive materials, such as plastic, glass and wood with negligible attenuation; therefore, the Ramsey Granuflow DTR 131 and DTR 231 are capable of looking into the process through thick walls. Non-conductive build-up on a wall of the container does not affect the signal, allowing easy installation. External mounting lets the process remain closed. It also permits detection from the safe area outside of a hazardous process or high pressure-high temperature system. If an application requires penetration of conductive material, a window can be installed to allow the unit to see into the process.

The adjacent table gives the values of wall thickness for various materials, which attenuate the intensity of the microwaves by half. Ramsey Granuflow DTR 131 and DTR 231 sensors can detect flowing conditions even when only a small percentage of their emitted microwave energy is available.

The Sensing Beam

A detector's microwave antenna emits and receives continuously. Its beam's narrow shape allows precise placement of the sensor, protecting the system against false readings caused by movement outside of the process. The beam can detect Doppler frequencies of 1.6 Hz up to 1.6 kHz, which corresponds to a solids velocity of 13 mm/sec to 9.75 m/sec (0.5 in/sec to 32 ft/sec) or lower, depending on the application.

Wall Material	Wall Thickness
Glass (window, sight)	25 mm to 51 mm (1 in to 2 in)
Wood (dry chip board)	13 mm to 25 mm (0.5 in to 1 in)
Plastic (PVC, PE, PTFE)	<102 mm (4 in) negligible attenuation

Typical Equipment Applications

Volumetric Feeders

Detects operational malfunctions, such as blockages, empty hoppers or flushing

Silo Discharge

Detects operational malfunctions, such as bridging, rat-holing or loose slide gates

Mechanical Conveyors

Detects damaged conveyors and conveyors running empty

Dryers, Screeners, Classifiers, Mills, etc.

Detects proper material flow to and from the process

Pneumatic Conveyors and Injectors

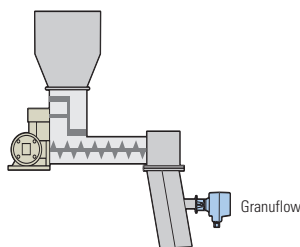
Detects any major operational malfunction

Filters and Cyclones

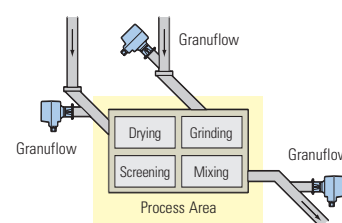
Detects conditions beyond the equipment's design parameters

Typical Equipment Applications

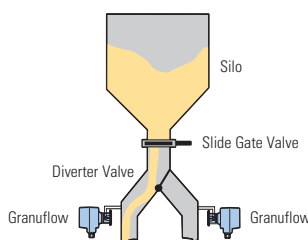
DTR Monitoring Volumetric Feeder



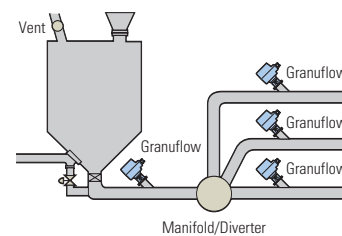
DTRs Monitoring Various Phases of a Process



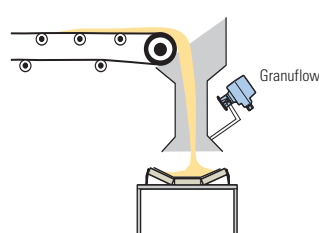
Two DTRs Monitoring Silo Discharge



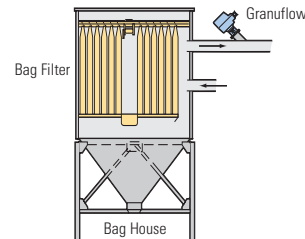
DTRs Monitoring Pneumatic Injection System



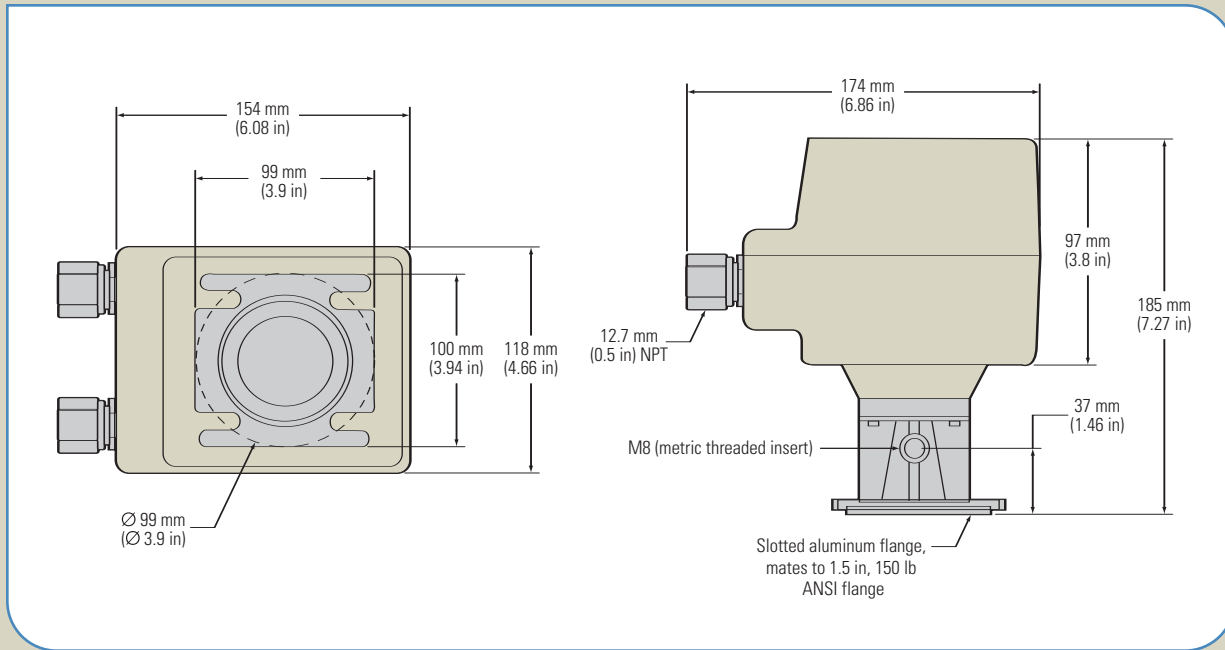
DTR Monitoring Transfer Point on Conveyor System



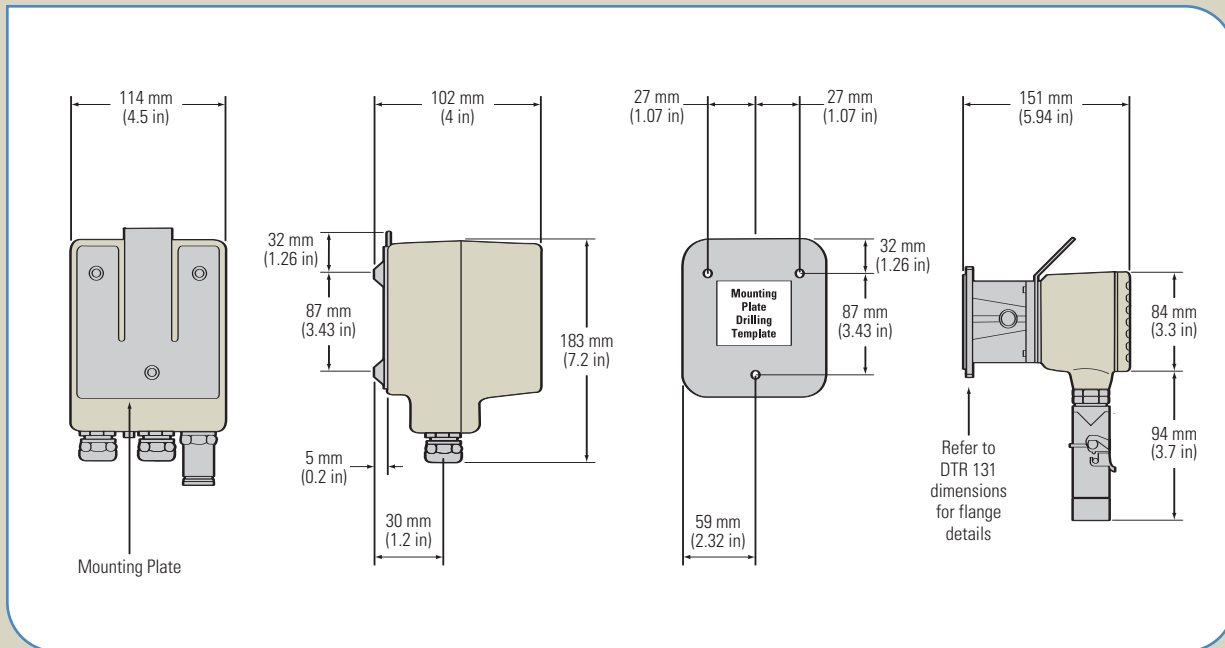
DTR Monitoring Air Flow from Bag Filter



Ramsey Granuflow DTR 131 Flow/No-Flow Detector Dimensions



Ramsey Granuflow DTR 231 Flow/No-Flow Detector Dimensions



Typical Industry Applications

- Construction Materials
 - Cement (limestone, clinker, dolomite)
 - Gypsum
 - Woodchips
- Chemical Additives
 - Fertilizer
 - Powders
 - Paint
 - Plastic Pellets
 - Silica
 - Toner
 - Alumina
- Food Products
 - Coffee
 - Tea
 - Snack Foods
 - Seasonings
 - Grains
 - Animal Feed
- Energy Products
 - Pulverized Coal
 - Fly Ash
 - Coke

Ramsey Granuflow DTR 131 and DTR 231 Flow/No-Flow Detectors

	Specification
Housing	Cast aluminum
Protection	DTR 131: NEMA-4 (IP65) DTR 231: NEMA-4 (IP54)
Ambient Temperature	-40°C to +60°C (-40°F to +140°F)
Maximum Temperature at Sensor Horn Surface	+80°C (+175°F)
Weight	DTR 131: Approximately 2 kg (4.5 lb) DTR 231: Transducer: approximately 0.8 kg (1.8 lb); Transmitter: approximately 1.9 kg (4.2 lb)
Maximum Operating Pressure	15 PSI (1 bar)
Power Supply Options	115 VAC or 230 VAC, 50/60 Hz
Power Supply Tolerance	15% - 10%
Operating Frequency (microwaves)	24.124 GHz
Detection Range	0 m - 1.5 m (0 ft - 5 ft) depending on application
Relay Output/Contact Rating	Max. 250 V; Max. 4 A; Max. 500 VA (AC); Max. 100 W (DC)
Switching Delay	On or Off delay (selectable); Switching delay adjustable between one and ten seconds
Transducer Mounting	Special slotted aluminum flange mates with standard 1.5 in 150 lb ANSI flange
Approvals/Certification	Dust-ignition-proof Class II, Div. 1, Groups E-G, for outdoor locations; Certified to FCC-15F; Model DTR 131 FM approved and CSA approved for non-hazardous areas
Options	HF-permeable window with flange to maximum pressure of 150 PSI; Maximum temperature of +288°C (+550°F); Mounting bracket with window or standalone; Pipe standoff with mounting flange (45° or 90°)
Manufacturing Quality	ISO-9001 Certified

Note: For vessel wall temperatures exceeding +60°C (+140°F), contact factory for planning instructions.

©2005 Thermo Electron Corporation. All rights reserved. Specifications, terms and pricing are subject to change. Not all products are available in all countries. Please consult your local sales representatives for details. All other trademarks are the property of Thermo Electron Corporation and its subsidiaries. Literature Code PI.8037.1205

Australia +61 (0) 8 8150 5300 +61 (0) 8 8234 5882 fax	Germany +49 (0) 208-824930 +49 (0) 208-852310 fax	Poland +48 (0) 22 651 7530 +48 (0) 22 651 7535 fax	USA +1 (800) 227-8891 +1 (763) 783-2525 fax
Canada +1 (905) 888-8808 +1 (905) 888-8828 fax	India +91 (0) 20-56011245 +91 (0) 20-26125739 fax	South Africa +27 (0) 11-609-3101 +27 (0) 11-609-3110 fax	
Chile +56 (0) 2-335-3388 +56 (0) 2-335-1590 fax	Italy +39 02-959514-1 +39 02-953200-15 fax	Spain +34 91-484-5954 +34 91-661-5572 fax	
China +86 (0) 21 6865 4588 +86 (0) 21 6445 7830 fax	Netherlands +31 (0) 33-454-9000 +31 (0) 33-454-9009 fax	United Kingdom +44 (0) 1788-820300 +44 (0) 1788-820301 fax	

Process Instruments

www.thermo.com/bulk-handling