

The Ramsey IDEA Belt Scale System provides basic rate information and totalization functions in processes involving non-critical or lower value materials with an accuracy of $\pm 1\%$. This belt scale system provides vital information that allows you to effectively manage and efficiently operate your business by monitoring production output and inventory or regulating product loadout.

Ramsey IDEA Belt Scale System

Accurate Conveyor Weighing of Bulk Materials



Specifically designed for operations where economy and ease of installation are important considerations, the Ramsey IDEA Belt Scale System from Thermo Electron Corporation is ideally suited for applications in processes involving either non-critical or lower value materials. It provides basic rate and totalization functions that can be used for control and/or production output monitoring.

The Ramsey IDEA Belt Scale System is ISO-9001 certified and continues Thermo's longstanding tradition of providing high quality, reliable and innovative weighing products to the process industries. Its patented design is the result of many years of experience in thousands of belt scale applications around the world.

How the System Operates

The Ramsey IDEA Belt Scale System consists of three major elements: the weighing assembly, the belt speed sensor and an electronic integrator.

The weighing assembly consists of either one or two modules, depending on conveyor width. Compact and designed to attach to the conveyor's stringers, the modules support the weigh idler and measure the weight of material on the belt.

The speed sensor is mechanically connected to the conveyor's large diameter tail pulley and generates a stream of pulses. Each pulse represents a unit of belt travel. The frequency of the pulse stream is proportional to belt speed.

The electronics integrate the output signals from the scale module(s) and speed sensor to arrive at a rate of material flow and the total material passed over the scale. The electronics also function as the system's power supply and incorporate all the features that allow calibration, operation and diagnostics for the entire system.

Belt Speed Sensor Advantages

- Rugged, cast aluminum housing suitable for outdoor installations
- Digital pulse generator means no brushes to adjust or replace

**Ramsey IDEA Belt Scale System
Dual Load Cell Model**



**Ramsey 60-12 Digital
Belt Speed Sensor**

**Ramsey Mini 11-101
Electronic Integrator**

The Scale Modules

The patented Ramsey IDEA Belt Scale from Thermo Electron is unlike any other single-idler scale. It consists of either one or two completely assembled Ramsey 10-101R Scale Modules. Each module contains a load cell in a pivotless assembly with factory installed and calibrated overload protection.

The system's *single module version* is for use on conveyors with belt widths up to 914 mm (36 in). This scale module mounts to a support beam that spans the conveyor stringers.

The system's *dual module version* is for use on conveyors with belt widths up to 1,524 mm (60 in). The weighing assembly consists of two identical modules with right and left side steel mounting brackets. Each bracket mounts directly to the conveyor stringer with two bolts.

Each module features:

- Factory installed and calibrated overload protection
- Pivotless design with no linkages to introduce errors
- No moving or wearing parts to cause potential maintenance problems
- Compact design for easy installation and alignment
- No place for material to build up and cause measurement errors
- Identical scale modules fit on any belt width and are interchangeable

The Belt Speed Sensor

Thermo's Ramsey 60-12 Digital Belt Speed Sensor is the most reliable and accurate speed-sensing device ever developed for belt scale service. Direct-coupling the sensor to the conveyor tail pulley, snubbing roll or a large diameter return roller ensures accurate belt-travel readout. No wheels ride on the belt, which eliminates problems related to material build-up and slippage.

The Electronic Integrators

The Ramsey Mini 11-101 Electronic Integrator is a simple, low cost, microprocessor-based integrator. It is easy to operate and has a simple, straightforward calibration procedure. It provides basic information on Rate and Total, and also has indicating LED's for Ready, Alarm Fail, Span Cal, Zero Cal and Run. The Ramsey Mini 11-101 Electronic Integrator comes standard with a 4-20 mA output and is available with an optional serial output that allows the connection of the integrator to a printer.

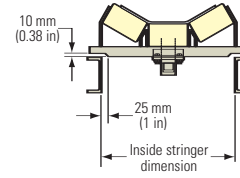
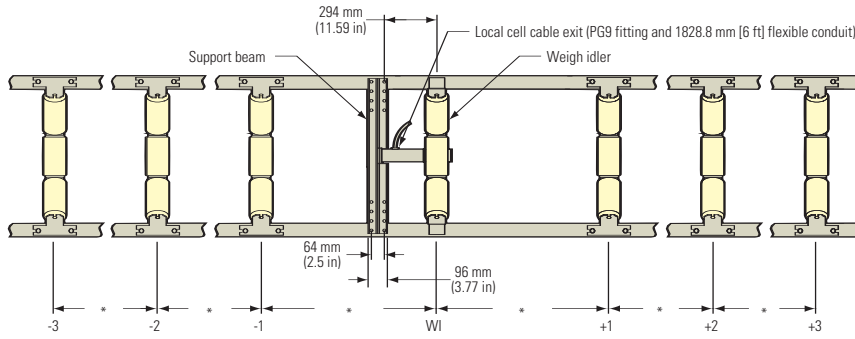
The Ramsey IDEA Belt Scale System is also available with the powerful and versatile advanced electronics of the Ramsey Micro-Tech 2000 Series or Ramsey Micro-Tech 3000 Series of Electronic Integrators. These integrators have expanded features and options to address more complex requirements. For more information about the Ramsey Micro-Tech series of electronic integrators, please refer to catalog PI8011.0703.

Performance Guarantee

On factory-approved installations, we warrant that the Ramsey IDEA Belt Scale System will weigh and totalize to a value within $\pm 1\%$ of the test value when calibrated against a known test weight, chain, or Thermo's standard electronic calibration.

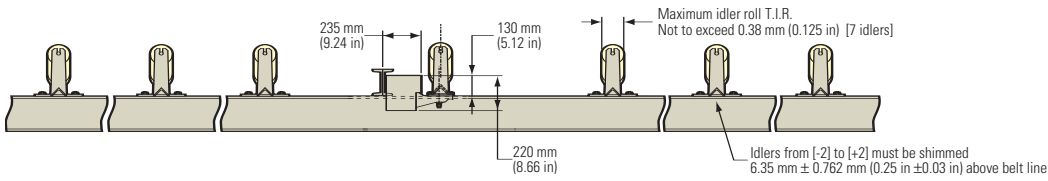
The test rate must be between 25% and 100% of the scale system's calibrated capacity. Test duration is defined as at least three circuits or revolutions of the belt, at least 400 counts on the master totalizer, and at least six minutes running time. Its warranty is subject to the scale system being installed, operated and maintained in accordance with factory instructions.

Ramsey 10-101R-1 Single Load Scale Module Dimensions

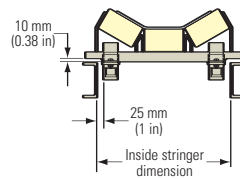
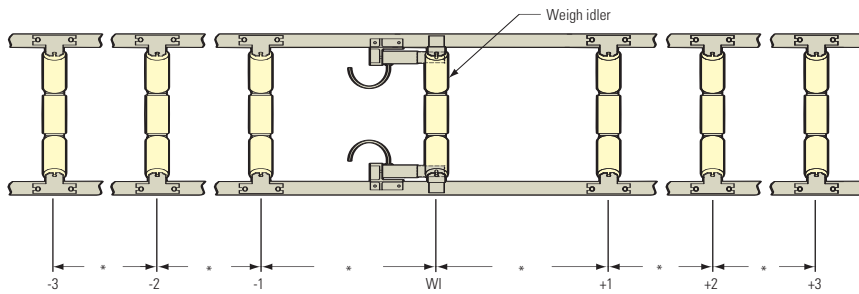


*All idler spacings in scale area must be equal.

Belt Travel →

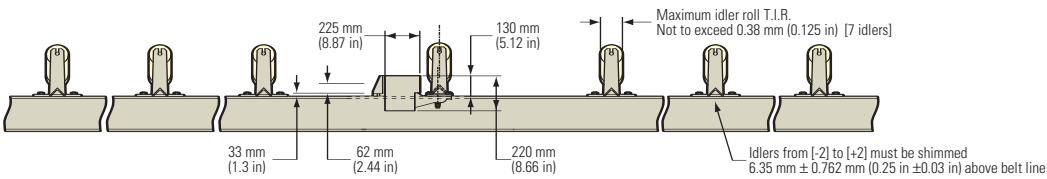


Ramsey 10-101R-2 Dual Load Scale Module Dimensions



*All idler spacings in scale area must be equal.

Belt Travel →



Ramsey IDEA Belt Scale System

Specification

Ramsey 10-101R Scale Modules

Minimum Net Load at Rated Capacity	15% of load cell capacity
Maximum Gross Load at Rated Capacity	80% of load cell capacity
Available Load Cell Sizes	20 kg (44 lb), 50 kg (110 lb), 100 kg (220 lb), 200 kg (441 lb), 250 kg (551 lb), 500 kg (1,102 lb)
Maximum Belt Width	Ramsey 10-101R-1: 914 mm (36 in) Ramsey 10-101R-2: 1,524 mm (60 in)

The Load Cell

Load Cell	Welded bending beam-type load cell
Load Cell Output	2 mV/V; $\pm 0.1\%$
Excitation	10 VDC or VAC
Load Cell Rating	3000 d; Meets OIML R60 & NIST HB-44
Temperature Range	-30°C to +80°C (-22°F to +176°F) safe; -10°C to +40°C (+14°F to +104°F) compensated
Overload	150% of rated capacity
Input Impedance	380 ohm ± 10
Output Impedance	350 ohm ± 3
Environmental Protection	Hermetically-sealed; IP67
Load Cell Construction	Stainless steel
Cable	6 conductor, shielded, 22 AWG

Ramsey 60-12 Belt Speed Sensor

Type	Digital, brushless
Mounting	Direct to 15.88 mm (0.625 in) diameter stub shaft on tail pulley, bend pulley or return roll
Housing	Weather-tight, epoxy finish, cast aluminum
Mounting Hardware	Supplied with coupling, restraint arm and restraint spring
Shipping Weight	3.6 kg (8 lb)

Ramsey Mini 11-101 Electronic Integrator — Field Mount Enclosure

Size	300 mm (11.81 in) high x 250 mm (9.84 in) wide x 160 mm (6.3 in) deep
Material	Polyester
Weight	4 kg (8.8 lb)
Protection	IP65; NEMA-4

Ramsey Mini 11-101 Electronic Integrator — Environmental Specifications

Operating Temperature	-10°C to +50°C (+14°F to +122°F)
Storage Temperature	-20°C to +70°C (-4°F to 158°F)
Overall Humidity	<90% without condensation

Ramsey Mini 11-101 Electronic Integrator — Power Requirements

Voltage	110 or 220 VAC selectable standard; +10%-15; at 50-60 Hz; 15 VA
Protection	Internal fuse

Ramsey Mini 11-101 Electronic Integrator — Inputs and Outputs

Analog Inputs	mV signal from load cell		
Analog Outputs	Quantity:	1	
	Type:	0-20 mA, 4-20 mA, 20-0 mA, 20-4 mA selectable	
	Maximum Load:	500 ohm	
	Resolution:	12 bit; 4,096 divisions	
	Linearity:	0.1%	
Digital Inputs	Insulation:	Galvanic; 1,500 Vrms	
	Quantity:	3	
	Type:	Static; For dry contact or open collector	
	Insulation:	Optical; 2,500 Vrms; UL E67349	
	Voltage:	14 VDC internal source	
Digital Outputs	Current:	6 mA	
	Quantity:	4	
	Type:	Relay; Dry contact; NO	
	Insulation:	Galvanic; 10,000 M-ohm	
	Max. Voltage:	240 VAC or 48 VDC	
Communication Ports	Max. Current:	0.5 A	
	Quantity:	1	
	Port:	RS 232C for printer use only	

©2005 Thermo Electron Corporation. All rights reserved. Specifications, terms and pricing are subject to change. Not all products are available in all countries. Please consult your local sales representatives for details. Literature Code PI.8017.1205

Australia	Germany	Poland	USA
+61 (0) 8 8150 5300	+49 (0) 208-824930	+48 (0) 22 651 7530	+1 (800) 227-8891
+61 (0) 8 8234 5882 fax	+49 (0) 208-852310 fax	+48 (0) 22 651 7535 fax	+1 (763) 783-2525 fax

Canada	India	South Africa
+1 (905) 888-8808	+91 (0) 20-56011245	+27 (0) 11-609-3101
+1 (905) 888-8828 fax	+91 (0) 20-26125739 fax	+27 (0) 11-609-3110 fax

Chile	Italy	Spain
+56 (0) 2-335-3388	+39 02-959514-1	+34 91-484-5954
+56 (0) 2-335-1590 fax	+39 02-953200-15 fax	+34 91-661-5572 fax

China	Netherlands	United Kingdom
+86 (0) 21 6865 4588	+31 (0) 33-454-9000	+44 (0) 1788-820300
+86 (0) 21 6445 7830 fax	+31 (0) 33-454-9009 fax	+44 (0) 1788-820301 fax

www.thermo.com/bulk-handling